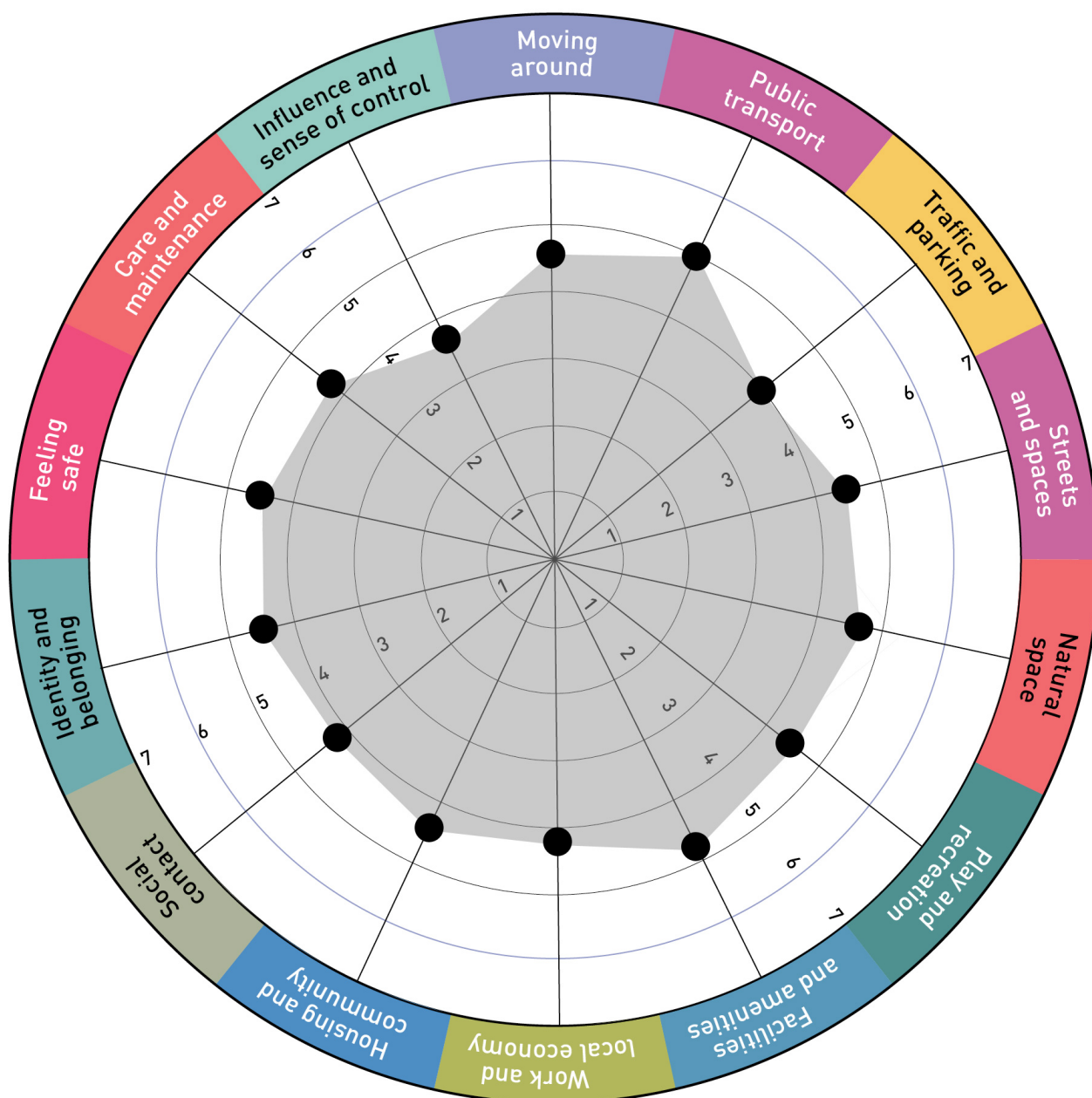


How good is your home and your local place?



Overall scores

Public transport	5
Facilities and amenities	4.8
Natural space	4.7
Moving around	4.6
Identity and belonging	4.5
Feeling safe	4.5
Housing and community	4.4

Streets and spaces	4.4
Play and recreation	4.4
Social contact	4.2
Care and maintenance	4.2
Work and local economy	4.2
Traffic and parking	4
Influence and sense of control	3.7



How good is your home and your local place?

Results by age and gender

How tenants and leaseholders in Kirklees scored their home and local place on a scale of 1 to 7, whilst thinking about 14 different themes

	Overall score	Under 35s	Age 35 to 54	Age 55 to 74	Age 75 & over	Female	Male
Moving around	4.6	4.9	4.4	4.8	4.7	4.6	4.6
Public transport	5	5.2	4.8	5	5.1	4.9	5.1
Traffic and parking	4	4.1	3.9	4	4.3	4.1	4
Streets and spaces	4.4	4	4.1	4.4	4.8	4.4	4.5
Natural space	4.7	4.6	4.4	4.8	5	4.7	4.8
Play and recreation	4.4	4	4.1	4.5	4.6	4.4	4.5
Facilities and amenities	4.8	5.1	4.6	4.8	5	4.9	4.8
Work and local economy	4.2	4.2	4.1	4.2	4.4	4.2	4.1
Housing and community	4.4	3.9	4	4.3	5	4.4	4.5
Social contact	4.2	4.4	3.9	4.3	4.5	4.2	4.4
Identity and belonging	4.5	4.3	4.1	4.8	5.1	4.6	4.6
Feeling safe	4.5	3.9	4.2	4.4	5	4.6	4.5
Care and maintenance	4.2	4	3.9	4.2	4.5	4.2	4.2
Influence and sense of control	3.7	3.8	3.5	3.7	3.8	3.7	3.7

Number of participants	2,432	158	535	1,030	588	1,165	670
------------------------	-------	-----	-----	-------	-----	-------	-----

2,432 people participated in 'How good is your home and your local place?'

All scores are the **Mean average** for the number of participants who shared this information.

121 participants preferred not to specify their age.

597 participants preferred not to specify a gender.

How good is your home and your local place?

Results by ethnicity and disability

How tenants and leaseholders in Kirklees scored their home and local place on a scale of 1 to 7, whilst thinking about 14 different themes

	Overall score	BME	Non BME	With disability	Without disability
Moving around	4.6	4.6	4.6	4.3	4.8
Public transport	5	5.1	5	4.9	5
Traffic and parking	4	4.2	4	4	4.1
Streets and spaces	4.4	4.5	4.4	4.3	4.4
Natural space	4.7	4.5	4.8	4.6	4.8
Play and recreation	4.4	4.2	4.4	4.4	4.4
Facilities and amenities	4.8	4.8	4.8	4.7	4.9
Work and local economy	4.2	4.2	4.2	4	4.3
Housing and community	4.4	4.3	4.4	4.3	4.5
Social contact	4.2	4.2	4.2	4.1	4.4
Identity and belonging	4.5	4.5	4.3	4.5	4.6
Feeling safe	4.5	4.4	4.5	4.4	4.6
Care and maintenance	4.2	4.2	4.2	4.2	4.2
Influence and sense of control	3.7	3.6	3.7	3.6	3.7

Number of participants	2,432	238	2,194	1,027	1,405
------------------------	-------	-----	-------	-------	-------

2,432 people participated in 'How good is your home and your local place?'

All scores are the **Mean average** for the number of participants who shared this information.

Full data is available at:
www.HowGoodIsOurPlace.org.uk

How good is your home and your local place?

Results by ward - A to Z (1 of 4)

How tenants and leaseholders in Kirklees scored their home and local place on a scale of 1 to 7, whilst thinking about 14 different themes

	Overall score	Almondbury	Ashbrow	Batley East	Batley West	Birstall and Birkenshaw	Cleckheaton
Moving around	4.6	4.7	4.7	4.7	4.2	4.5	4.9
Public transport	5	5.2	5.3	4.7	4.1	5.3	5.2
Traffic and parking	4	4.5	4.5	3.5	3.8	4.1	4.3
Streets and spaces	4.4	3.3	4.4	3.9	4.2	4.4	4.4
Natural space	4.7	4.8	4.6	4.1	4.5	4.8	4.5
Play and recreation	4.4	4.5	4.3	3.8	4.4	4.5	4.4
Facilities and amenities	4.8	5.1	4.4	4.6	4.6	5	5
Work and local economy	4.2	3.9	4.2	4.6	4.4	4.8	4.3
Housing and community	4.4	4.2	4.3	4.2	4.3	4.4	4.5
Social contact	4.2	4.4	4.3	4.1	4.2	4.3	4
Identity and belonging	4.5	4.8	4.6	4.4	4.6	4.7	4.2
Feeling safe	4.5	4.6	4.5	4.2	4.2	4.4	4.3
Care and maintenance	4.2	4.2	4.2	3.8	4.2	4.3	3.9
Influence and sense of control	3.7	3.9	3.7	4	3.7	3.7	3.4

Number of participants	2,432	110	137	87	106	125	96
------------------------	-------	-----	-----	----	-----	-----	----

2,432 people participated in 'How good is your home and your local place?'

All scores are the **Mean average** for the number of participants who shared this information..

2,223 participants shared their postcode.

209 participants preferred not to share their postcode.

How good is your home and your local place?

Results by ward - A to Z (2 of 4)

How tenants and leaseholders in Kirklees scored their home and local place on a scale of 1 to 7, whilst thinking about 14 different themes

	Overall score	Colne Valley	Crosland Moor and Netherton	Dalton	Denby Dale	Dewsbury East	Dewsbury South
Moving around	4.6	5	4.7	4.4	4.8	4.4	3.9
Public transport	5	5.2	4.9	5.2	4	5.3	4.5
Traffic and parking	4	3.9	4.1	4.5	3.4	4	3.7
Streets and spaces	4.4	5.1	4.2	4.1	4.9	4	3.9
Natural space	4.7	5.6	4.9	4.4	5.2	4.4	4.4
Play and recreation	4.4	4.9	4.1	4.5	5	4.1	4
Facilities and amenities	4.8	5.2	5.1	4.9	4.9	4.8	4.3
Work and local economy	4.2	4.2	4	4.2	4	3.9	3.4
Housing and community	4.4	4.4	4.2	4.8	5	4.1	4.1
Social contact	4.2	4.8	4.5	4.2	4.3	4.2	3.7
Identity and belonging	4.5	5.2	4.8	4.5	4.7	4.2	4
Feeling safe	4.5	4.8	4.5	4.7	5.1	4.2	4
Care and maintenance	4.2	4.8	4.1	4.3	4.8	4.1	3.8
Influence and sense of control	3.7	4	3.1	3.9	3.7	3.7	3.2

Number of participants	2,432	42	65	128	71	128	124
------------------------	-------	----	----	-----	----	-----	-----

2,432 people participated in 'How good is your home and your local place?'

All scores are the **Mean average** for the number of participants who shared this information.

2,223 participants shared their postcode.

209 participants preferred not to share their postcode.

How good is your home and your local place?

Results by ward - A to Z (3 of 4)

How tenants and leaseholders in Kirklees scored their home and local place on a scale of 1 to 7, whilst thinking about 14 different themes

	Overall score	Dewsbury West	Golcar	Greenhead	Heckmondwike	Holme Valley North	Holme Valley South
Moving around	4.6	4.3	4.6	4.6	4.1	5.3	4.6
Public transport	5	4.2	5.1	5.2	4.2	5.3	4.5
Traffic and parking	4	3.3	4	4.4	3.7	4.5	3.6
Streets and spaces	4.4	3.9	4.6	4.8	4	5.1	4.4
Natural space	4.7	4.3	4.7	4.1	3.9	5.5	4.9
Play and recreation	4.4	4.1	4.1	4	3.7	5.1	4.5
Facilities and amenities	4.8	4.4	5.1	5.3	4.2	5.3	4.3
Work and local economy	4.2	3.8	4.4	3.6	3.6	4.9	4.2
Housing and community	4.4	3.8	4.7	3.9	4	5.1	4.5
Social contact	4.2	3.9	4.6	3.9	3.8	5	4
Identity and belonging	4.5	4	4.7	4.2	4.3	5.5	4.3
Feeling safe	4.5	4	4.9	4.5	4.2	5.5	4.7
Care and maintenance	4.2	3.8	4.4	4.6	3.6	4.7	3.8
Influence and sense of control	3.7	3.5	3.8	3.6	3.6	4.2	3.6

Number of participants	2,432	116	67	33	73	80	48
------------------------	-------	-----	----	----	----	----	----

2,432 people participated in 'How good is your home and your local place?'

All scores are the **Mean average** for the number of participants who shared this information.

2,223 participants shared their postcode.

209 participants preferred not to share their postcode.

How good is your home and your local place?

Results by ward - A to Z (4 of 4)

How tenants and leaseholders in Kirklees scored their home and local place on a scale of 1 to 7, whilst thinking about 14 different themes

	Overall score	Kirkburton	Lindley	Liversedge and Gomersal	Mirfield	Newsome
Moving around	4.6	4.5	5	5	4.7	4.6
Public transport	5	3.9	5.9	5.4	5.1	5.3
Traffic and parking	4	3.7	4.5	4.3	4	4.2
Streets and spaces	4.4	5.1	4.8	4.6	5	4.5
Natural space	4.7	5.3	5.1	5.2	4.9	4.9
Play and recreation	4.4	4.7	4.8	4.8	4.7	4.7
Facilities and amenities	4.8	4	5.6	5.1	5.5	4.8
Work and local economy	4.2	4.2	4.7	4.5	4.3	4.1
Housing and community	4.4	4.5	4.7	4.7	4.6	4.4
Social contact	4.2	4.3	4.7	4.4	4.4	4.3
Identity and belonging	4.5	5	4.6	4.7	5	4.3
Feeling safe	4.5	5.2	5	4.7	4.8	4.1
Care and maintenance	4.2	4.7	4.5	4.3	4.1	4.3
Influence and sense of control	3.7	3.9	4	3.9	3.4	3.6

Number of participants	2,432	45	106	138	119	179
------------------------	-------	----	-----	-----	-----	-----

2,432 people participated in 'How good is your home and your local place?'

All scores are the **Mean average** for the number of participants who shared this information.

2,223 participants shared their postcode.

209 participants preferred not to share their postcode.

Highest and lowest scored themes



Highest scored themes



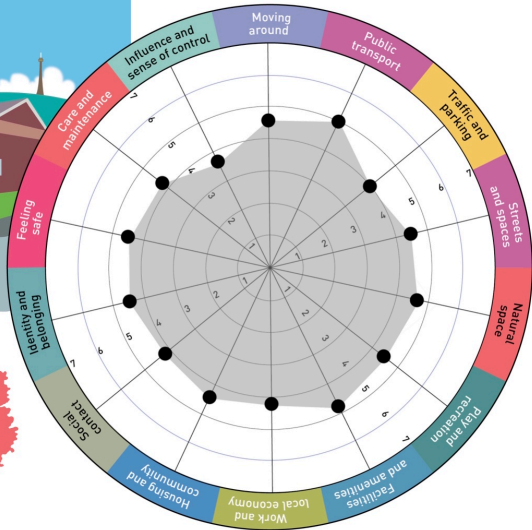
Public transport



Facilities and amenities



Natural space



Lowest scored themes



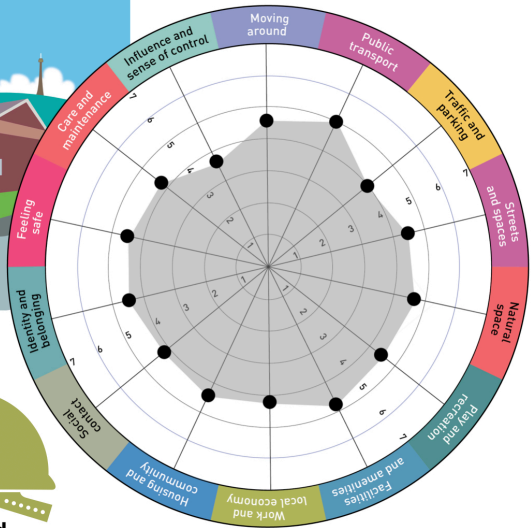
Influence and sense of control



Traffic and parking



Work and local economy



Full data and more information is available at:
www.HowGoodIsOurPlace.org.uk

